

Ponytail donation form



Name _____ Date of birth _____

Email _____

Parent/guardian name (if under 18) _____

Salon name where you donated your ponytail _____ Salon postcode _____

Hair condition

Coloured (Tick one) Natural



How did you hear about Sustainable Salons?

- Leukemia Foundation World's Greatest Shave
- Cancer Council Ponytail Project
- Australia Alopecia Areata Foundation
- Variety the Children's Charity
- Freedom Wigs
- Hair for Hats
- Print media
- Radio/podcast
- Social Media _____
- Other _____

Important!

We receive hundreds of ponytails every week **so we're unable to notify you when it's been received.** We recommend using a postage with tracking so that you can see when it's been safely delivered to us.

- To opt out of the Sustainable Salons email newsletter, please check this box

Yes please ✓

Ponytails 20cm or longer
Human hair ponytails
100% human hair extension ponytails
Coloured hair ponytails
Natural hair ponytails

No thanks x

Ponytails less than 20cm
Wet ponytails
Synthetic hair extensions
Dreadlocks
Loose hair

Thank you for your donation.
Every ponytail matters.

SMPPA4POBG-2

**SUSTAINABLE
SALONS**

How to donate ponytails

One wig needs 20 ponytails

Did you know that every year 6,000 ponytails are needed to make enough charitable wigs for Aussies and Kiwis suffering from cancer or alopecia?



1. Wash and dry the hair

Don't apply any styling product (e.g. wax, hairspray, serums etc.)



2. Plait the hair into small ponytails around the head and secure with elastics



← Each elastic band should be tightly secured 1-2cm down from where you intend to cut.


← Each ponytail **must** be plaited.

← Secure the ponytail tightly with another elastic band at the bottom.



3. Measure the length of the ponytail

It must be at least **20cm long** from where you have tied the elastic to the ends. (**Not** from where you cut the ponytail off)




4. Cut the hair 1-2cm above the elastic band of each ponytail

Do not wash the ponytail after it has been cut off.



5. Bag the ponytails and Donation Form


Fill in the Ponytail Donation Form, then place it and the ponytails in an envelope or plastic snaplock bag.




6. Send to Sustainable Salons

Sustainable Salons members: place the envelope/snaplock bag in your Hair bin ready for collection day.

Non-members: place the envelope/snaplock bag in a postage envelope and mail to:

 Sustainable Salons - Ponytails
GPO Box 322
Sydney NSW 2001

Sustainable Salons - Ponytails
Level 2, 40 Lady Elizabeth Ln
Wellington Central
Wellington 6011 



7. Present your client with a ponytail donation certificate

Write the client's name on the certificate and present it to them – they deserve the recognition! Don't forget to snap a photo and post it on your social media, tagging **@SustainableSalonsANZ** so we can share it with our network!



Every ponytail matters!


Your ponytails are sent to local charitable organisations and wig-makers, where they can contribute to wigs for those suffering from alopecia areata, cancer or other medically-induced hair-loss conditions.

SUSTAINABLE SALONS



Every ponytail matters

Thank you for your donation



Your ponytails are sent to local charitable organisations and wig-makers, where they can contribute to wigs for those suffering from alopecia areata, cancer or other medically-induced hair-loss conditions.

**SUSTAINABLE
SALONS**